



Ford Transit Custom

2.0 diesel, LHD

2025 | ★ ★ ★ ★ ★



SAFE
DRIVING



80%

CRASH
AVOIDANCE



93%

POST CRASH
SAFETY



80%



Ford Transit Custom

2.0 diesel, LHD

SPECIFICATIONS

TESTED MODEL	2.0 diesel, LHD
BODY TYPE / CATEGORY / CLASS	Monocoque / N1 / Van
KERB / PAYLOAD / TEST WEIGHT	1909 kg / 768 kg / 2677 kg
APPLIES TO	2nd generation, 2023 on

VERDICT

The Transit Custom, Ford's mid-size van first introduced in 2012, is tested here in second-generation form, available since 2023. It is equipped with a broad range of high-performing safety equipment, much of it as standard equipment, which it shares with its passenger-carrying stablemate, the Tourneo Custom. And it excels, scoring full or nearly full points in all of Euro NCAP's tests, and emerges with a thoroughly well-deserved five-star rating. The autonomous emergency braking (AEB) system uses radar-camera fusion technology to detect other vehicles and vulnerable road users such as pedestrians and cyclists. Performance is good when approaching a stationary or slower-moving car, with collisions avoided at most test speeds, albeit with slight drop-off in performance of the forward-collision warning at the highest speeds. The system performs equally well whether the target vehicle is straight in front of it or offset to one side or the other, and there is good reaction in the scenarios where a vehicle turns across the path of the approaching van. With a pedestrian target, the system performs well in all scenarios, including those done in night-time conditions. The system reacts equally well in Euro NCAP's cyclist scenarios, again scoring almost full points.

The lane support system includes lane departure warning, which signals to the driver when the van is drifting out of lane, and emergency lane keeping, which intervenes more aggressively in certain critical situations to prevent the van from leaving the road. The system performed well in all tests, and includes blind spot monitoring to help the driver not to pull out in front of an overtaking vehicle.






The Transit Custom uses a camera and digital mapping to identify the local speed limit and provides the information to the driver, allowing the limiter to be set accordingly. The limiter is able to maintain the set speed to within 5 km/h. A seatbelt reminder is standard for the driver and front passenger seat, and the Transit Custom recognises steering behaviour which is characteristic of fatigued driving, alerting the driver to the need for a break.


For safe driving support, an Adaptive Cruise Control, Lane Centering Steering Assistance and Traffic Jam Assist System are available. Adaptive Cruise Control (ACC) has not been assessed as part of the current rating.

SAFETY PERFORMANCE

 SAFE DRIVING

80%

OCCUPANT MONITORING		25.00 / 25 PTS
Seat Belt Usage		25.00 / 25 PTS
DRIVER ENGAGEMENT		25.00 / 25 PTS
Driver Monitoring		25.00 / 25 PTS
VEHICLE ASSISTANCE		30.00 / 50 PTS
Speed Assistance		30.00 / 30 PTS
Adaptive Cruise Control		0.00 / 15 PTS
Steering Assistance		0.00 / 5 PTS









SAFETY PERFORMANCE



CRASH AVOIDANCE

93%




FRONTAL COLLISIONS		58.40 / 65 PTS
Car		36.90 / 40 PTS
Pedestrian & Cyclist		21.50 / 25 PTS
LANE DEPARTURE COLLISIONS		25.00 / 25 PTS
Lane Departure		15.00 / 15 PTS
Car	 rrrr	10.00 / 10 PTS
LOW SPEED COLLISIONS		10.00 / 10 PTS
Pedestrian		10.00 / 10 PTS




SAFETY PERFORMANCE

 POST CRASH SAFETY

80%

RESCUE INFORMATION		80.00 / 90 PTS
Rescue Sheet & Guide		80.00 / 90 PTS
POST CRASH INTERVENTION		0.0 / 5 PTS
Advanced e-Call		0.0 / 5 PTS
VEHICLE EXTRICATION		0.0 / 5 PTS
Occupant Extrication		0.0 / 5 PTS



FITMENT OF SAFETY FEATURES

SAFE DRIVING

CRASH AVOIDANCE

Seat Belt Reminder Driver	●	AEB Car	●
Seat Belt Reminder Passenger	●	AEB Pedestrian & Cyclist	●
Driver Monitoring	●	Lane Support Systems	●
Speed Assistance	●		
Adaptive Cruise Control	○		
Steering Assistance	✘		

●	STANDARD FITMENT	○	OPTIONAL FITMENT	✘	NOT AVAILABLE	—	NOT APPLICABLE
---	------------------	---	------------------	---	---------------	---	----------------